



### District Report Card: 2017


<b>State:</b> Punjab	<b>District:</b> Taran Taran
<b>Class:</b> 3	<b>Subject:</b> Language
<b>Schools:</b> 61	<b>Students:</b> 1007


### Participation/Coverage


#### Students

<div>GENDER</div> <div></div>	Boys		Girls	
	Number	%	Number	%
	477	47.37	530	52.63

<div>AREA</div> <div></div>	Rural		Urban	
	Number	%	Number	%
	944	93.74	63	6.26

<div>CATEGORY</div> <div></div>	SC		ST		OBC		GEN	
	Number	%	Number	%	Number	%	Number	%
	851	84.51	1	0.10	75	7.45	80	7.94

<div>CWSN</div> <div></div>	LD	VI	HI	S&LD	ID	Oth
	1	0	6	1	11	2

<div>Management</div> <div></div>	Government		Government-aided	
	Number	%	Number	%
	1007	100.00	0	0.00

### Average Performance of Students in Language (%)

Overall	Gender		Area		Management		Social Group			
	Male	Female	Rural	Urban	Govt.	Aided	SC	ST	OBC	GEN
60.81	63.07	58.77	61.26	54.07	60.81	0.00	59.82	40.00	68.36	64.50

## Performance on Learning Outcomes (LOs)

Learning Outcomes	Description	Average Performance(%)
L304	Reads small texts with comprehension i.e., identifies main ideas, details, sequence and draws conclusions	60.73
L312	Reads printed scripts on the classroom walls: poems, posters, charts etc.	60.95

Range of Performance of Students who Answered Correctly							
Below 30%		30% - 50%		50% - 75%		Above 75%	
Number	%	Number	%	Number	%	Number	%
153	15.19	163	16.19	338	33.57	353	35.05

## Lowest Performing Learning Outcomes (LOs)

- 1 - Reads small texts with comprehension i.e., identifies main ideas, details, sequence and draws conclusions (60.73)
- 2 - Reads printed scripts on the classroom walls: poems, posters, charts etc. (60.95)